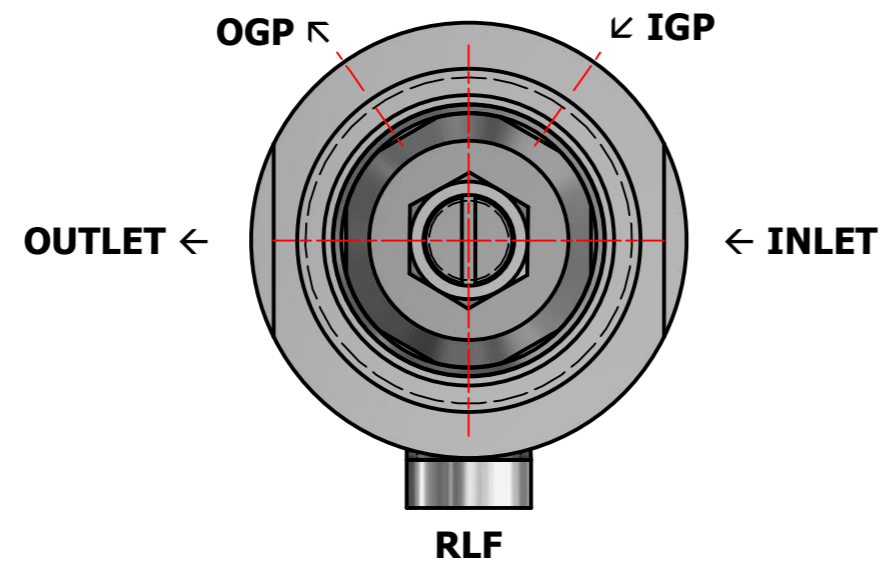


ISO VIEW
SCALE 0.6 : 1



SPECIFICATION: LIGHTWEIGHT TWO STAGE PRESSURE REGULATOR

MAX INLET PRESSURE: 414 BAR (6,000 PSI)

CONTROL RANGE: UP TO 1 BAR (14.5 PSI)

TEMP RANGE:

BODY MATERIAL: A - HT ALUMINIUM

SEAT MATERIAL: P - PEEK

Cv: 0.06

CONNECTION TYPE: 02N - 1/4" NPT

O RING MATERIAL: V - FPM/FKM

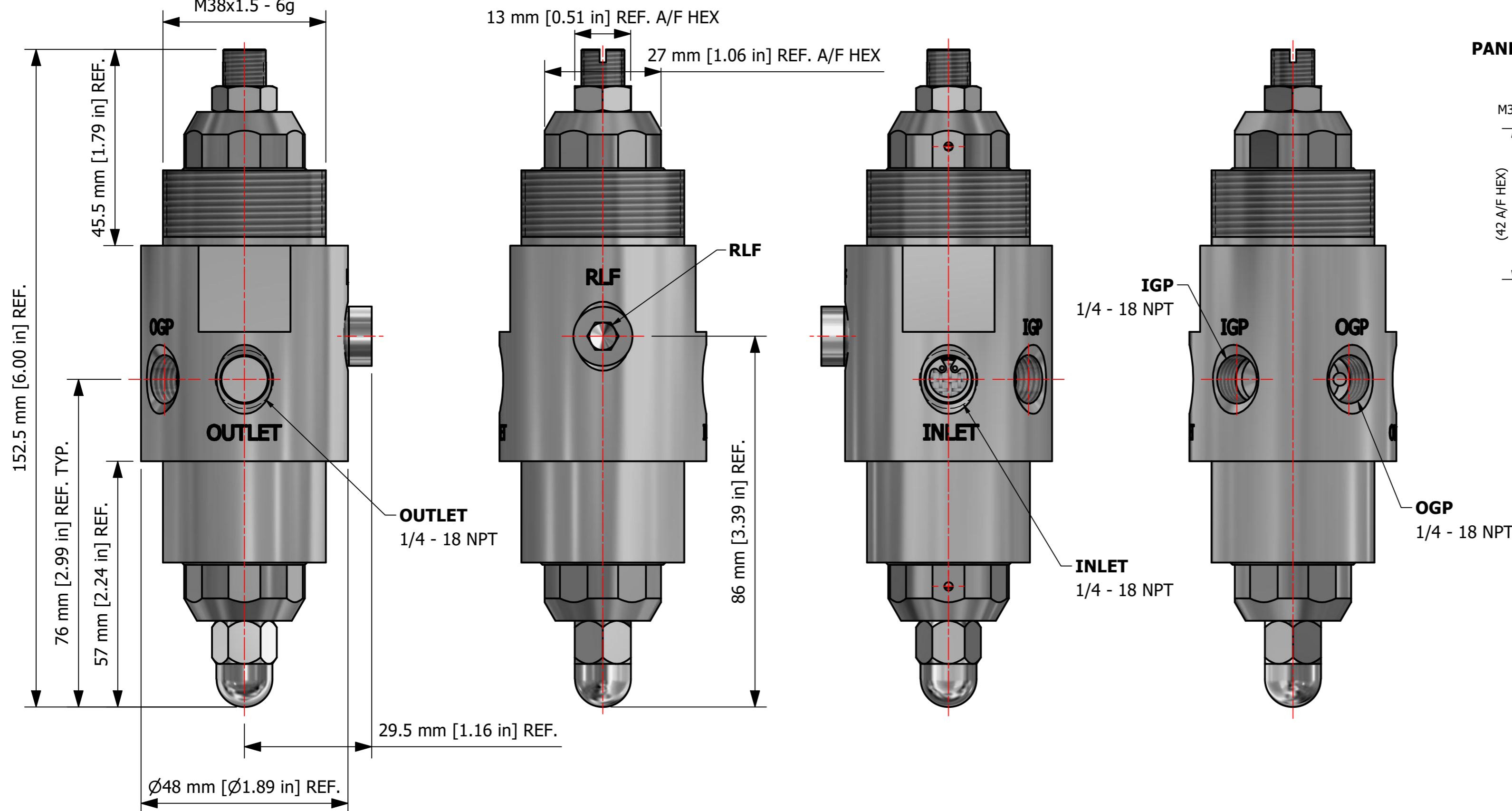
PORTING CONFIGURATION: A - 'A' PORTING

VENTING: N/A

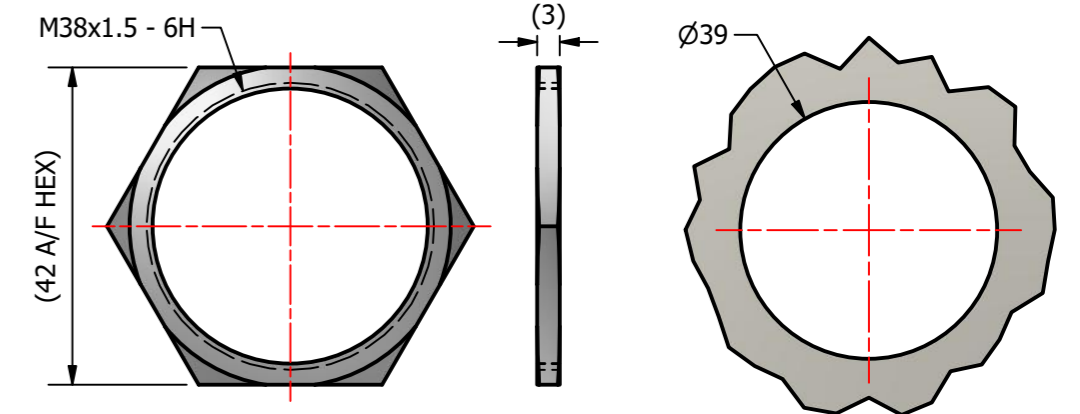
APPROX. WEIGHT: 0.40 kg

MODS: N/A

PANEL MOUNT RING LOCATION
M38x1.5 - 6g



PANEL MOUNT TYPES: PT-C-024-003



PANEL MOUNT RING

PANEL CUTOUT

SRK PARTS LIST			
ITEM	QTY	PART NUMBER	DESCRIPTION
1	2	PT-C-001-023	MAIN VALVE - SOLID
2	2	PT-C-006-002	MAIN VALVE SPRING
3	2	PT-LW-351-006	PCTFE SEAT
4	2	OR-0060-10	O' RING STD
5	2	OR-BS4518-0251-16	O' RING STD

ALL DIMENSIONS IN MM, UNLESS OTHERWISE STATED

DRG. No. LW-TS414-06-A-01-P-A

TITLE: SALES GA & BOM

THIS DRAWING IS THE PROPERTY OF PRESSURE TECH LTD. AND MUST NOT BE WHOLLY OR PARTLY REPRODUCED NOR DISCLOSED TO A THIRD PARTY NOR USED FOR ANY PURPOSE WITHOUT THE WRITTEN CONSENT OF THE COMPANY.

© COPYRIGHT OF PRESSURE TECH LTD.

Pressure Tech

Tel 01457 899307
 Fax 01457 899308
 Mobile 07808 171741
 e-mail info@pressure-tech.com
 Web www.pressure-tech.com

DRAWN	MJY	15/06/2021
CHECKED		
APPROVED		
SCALE: 1.2 : 1	SHEET: 1 OF 1	FORMAT: A2

A	ORIG	MJY	15/06/2021
REV	C.N.No.	SIG.	DATE

